

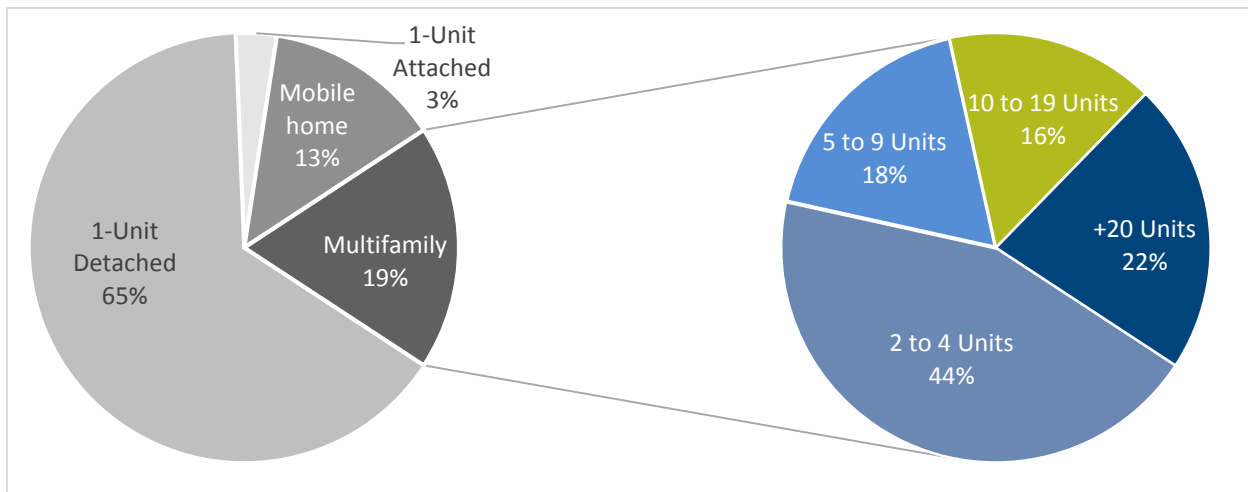
Louisiana Building Stock and Construction Data

Population (2015) 4,670,724

Population Density 89 people per sq. mile

Total Area 52,378.13 sq. miles

Composition of Housing Market

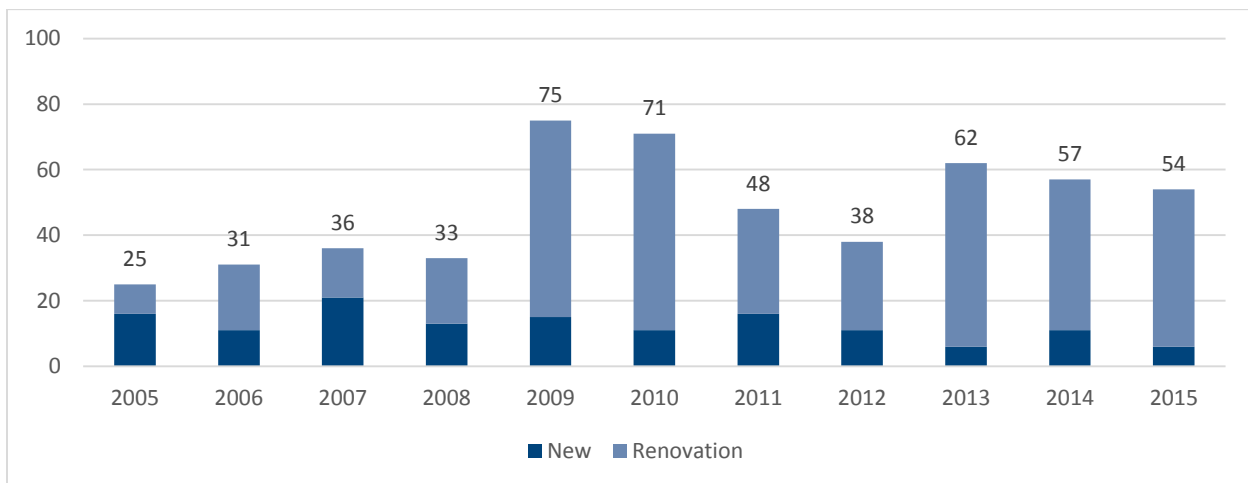


** This chart excludes boat, RV, and van housing units.*

Source: 2010-2014 American Community Survey 5-Year Estimates

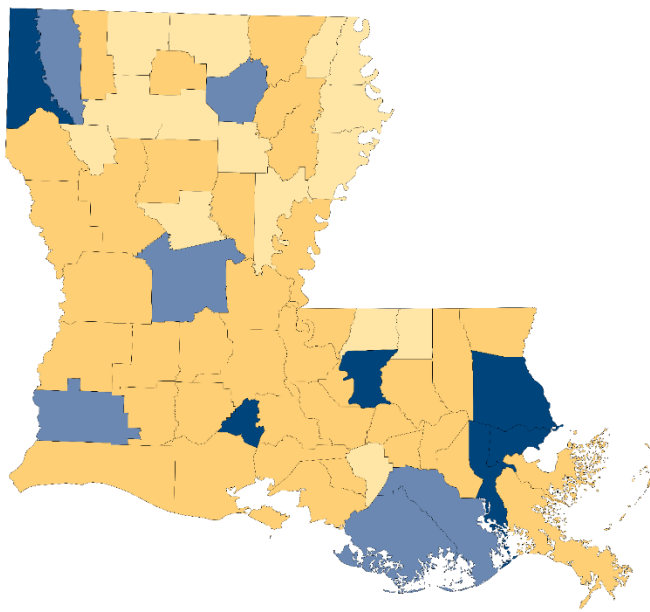
Multifamily Building Construction Starts (2005-2015)

**Data labels represent total number of new construction and renovation projects*



Source: Construction Market Data Group LLC

Multifamily Building Constructions Starts by Parish¹ (2005-2015)



Multifamily Construction

From 2005 to 2015, **25 percent** of multifamily projects have been new construction projects and **75 percent** have been renovations.

The five parishes with the highest number of multifamily construction projects include **Orleans, East Baton Rouge, Jefferson, Saint Tammany and Caddo**.

Total and Average Multifamily Project Value (2005-2015)

Project Type	Total Project Value (billions of dollars)	Average Project Value (millions of dollars)
New Construction	\$1.57	\$11.47
Renovation	\$.60	\$6.14
State Total	\$2.17	\$10.39

Total and Average Multifamily Project Size (2005-2015)

Project Type	Total Project Area (millions sq. ft.)	Average Project Size (sq. ft.)
New Construction	15.81	115,451.29
Renovation	.76	21,796.26
State Total	16.58	96,393.58

¹ Louisiana is the only state in the U.S. to use parishes as political subdivisions. They are the local government's equivalent to counties.