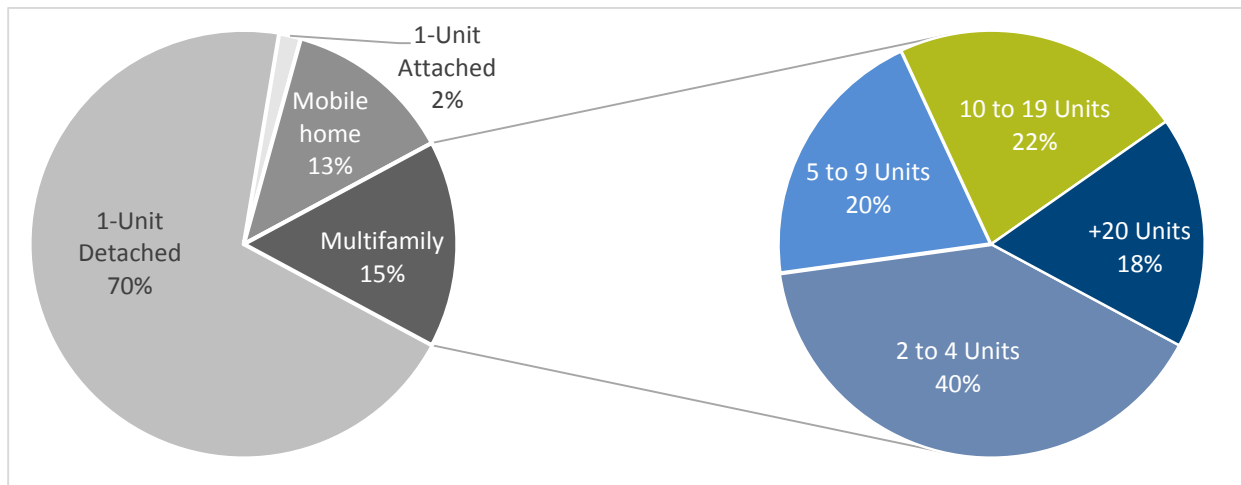


## Arkansas Building Stock and Construction Data

<b>Population (2015)</b>	2,978,204
<b>Population Density</b>	56 people per sq. mile
<b>Total Area</b>	53,178.55 sq. miles

### Composition of Housing Market

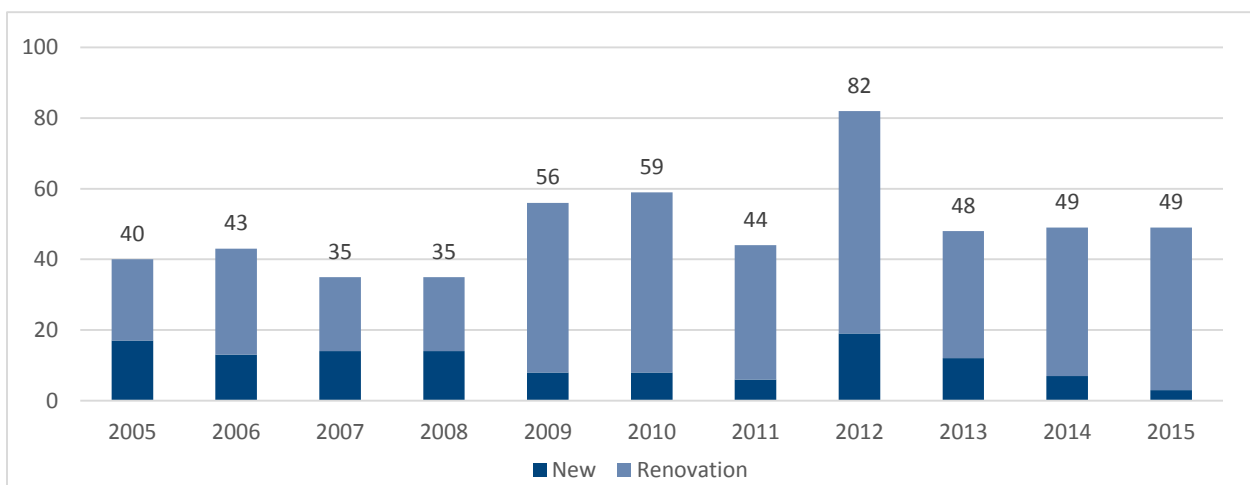


\* This chart excludes boat, RV, and van housing units.

Source: 2010-2014 American Community Survey 5-Year Estimates

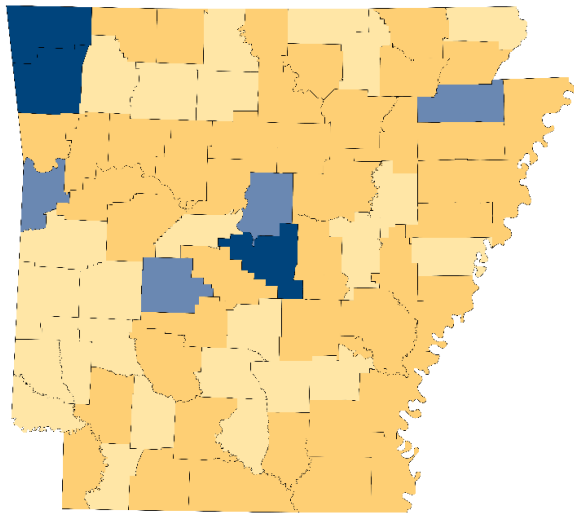
### Multifamily Building Construction Starts (2005-2015)

\*Data labels represent total number of new construction and renovation projects



Source: Construction Market Data Group LLC

## Multifamily Building Constructions Starts by County (2005-2015)



### Multifamily Construction

From 2005 to 2015, **24 percent** of multifamily projects in Arkansas have been new construction projects and **76 percent** have been renovations.

The five counties with the highest number of multifamily construction projects include **Pulaski, Washington, Benton, Sebastian and Craighead.**

## Total and Average Multifamily Project Value (2005-2015)

Project Type	Total Project Value (billions of dollars)	Average Project Value (millions of dollars)
New Construction	\$1.03	\$8.64
Renovation	\$ .18	\$ .80
<b>State Total</b>	<b>\$1.21</b>	<b>\$7.33</b>

## Total and Average Multifamily Project Size (2005-2015)

Project Type	Total Project Area (millions sq. ft.)	Average Project Size (sq. ft.)
New Construction	11.02	91,811.57
Renovation	.09	3,583.79
<b>State Total</b>	<b>11.11</b>	<b>77,106.94</b>